

iPhone and iPad Installation of Westminster Mobile App

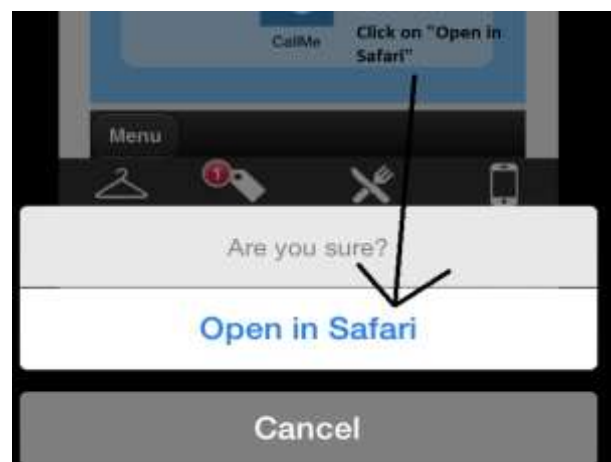
To install the Westminster by the Sea mobile application, you can follow these simple steps *(please note that iPhone will be used in the instructions, but the exact same steps are used for iPads!)*

First, to get to our application, you can either enter the web site into your phone browser (Safari) directly by typing <http://h.churchapp.mobi/wbtmobile> into Safari OR opening your mobile device “QR Reader” and focusing on the link below:

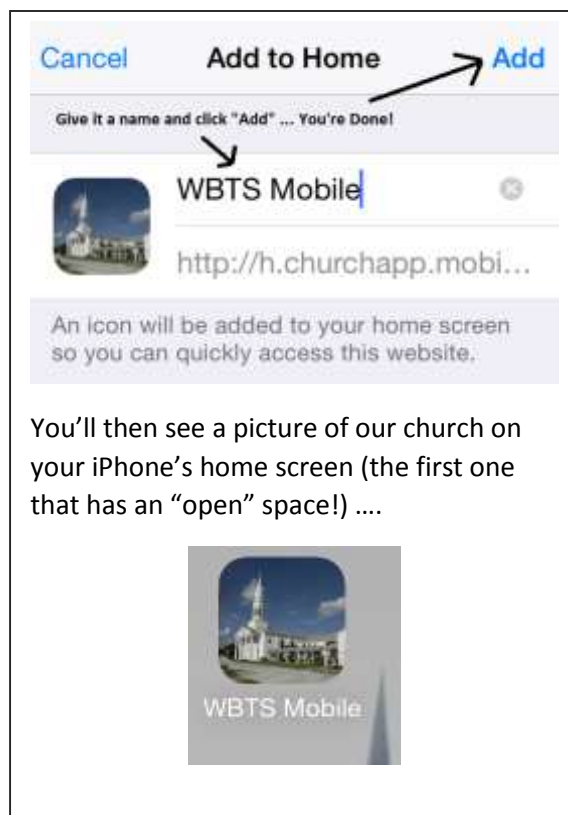
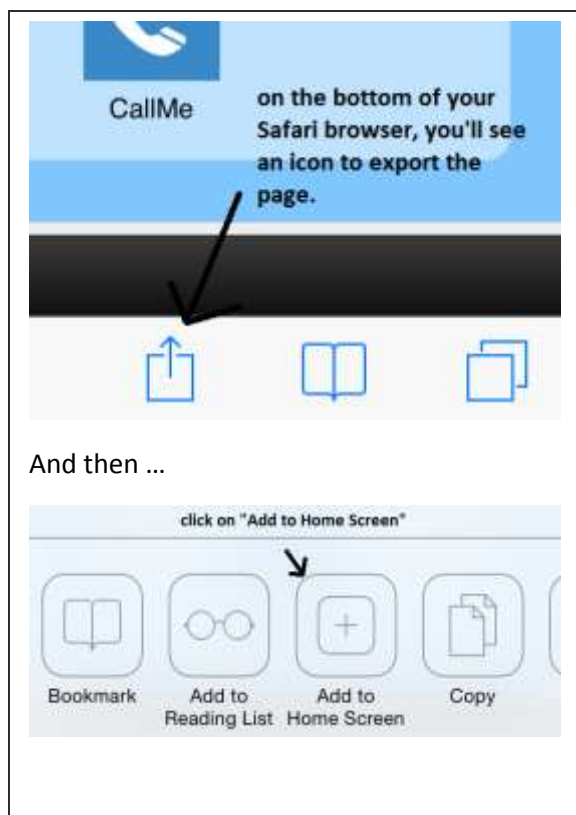


And then telling your QR Reader to open up the site in your browser by doing the following ... (skip this step if you're entering <http://h.churchapp.mobi/wbtmobile> into your web browser!)

find the button on the bottom right hand side of your screen and click on it, then, select “Open in Safari” when given the choice (illustrated below)



Once you've got our app opened up in Safari, you can then create a shortcut on your iPhone for it!!!



You're Done 😊 ...

Another way to do it is to find Cecil in fellowship hall any Sunday after services and he'll be happy to do it for you !!!!

In Christ,

Cecil Rice

Webmaster, WBTS.ORG

cecilrice@cecilandtoni.com

<http://www.wbts.org>