

## ***Android Installation of Westminster Mobile App***

To install the Westminster by the Sea mobile application, you can follow these simple steps ....

First, to get to our application, you can either enter the web site into your phone browser directly by typing <http://h.churchapp.mobi/wbtsmobile> into your device's internet browser OR opening your mobile device "QR Reader" and focusing on the link below:

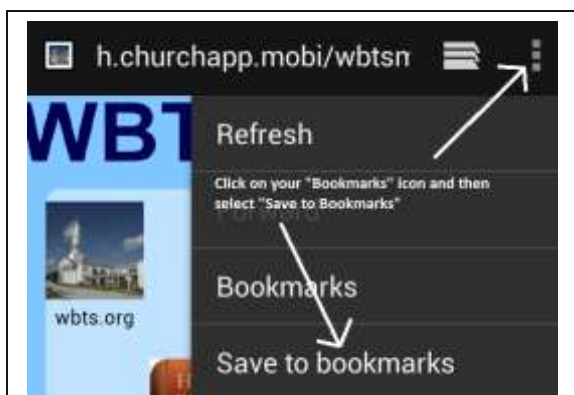


And then telling your QR Reader to open up the site in your browser by doing the following ... (skip this step if you're entering <http://h.churchapp.mobi/wbtsmobile> into your web browser!) ....

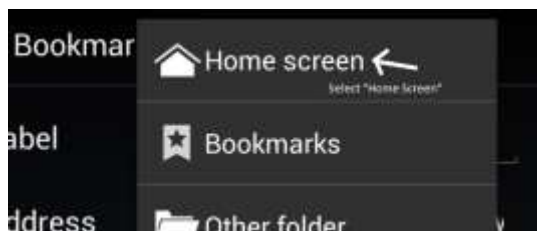
The QR Reader will confirm that you want to open the URL, click "OK" ... then, once the WBTS Mobile site is opened, you'll want to tell it to open in your web browser by clicking on the icon.



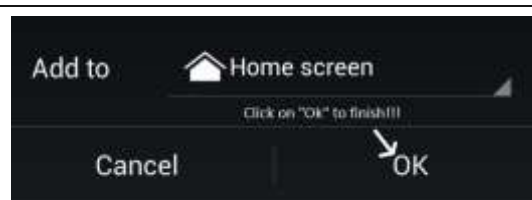
Once you've got our app opened up in your web browser, you can then create a shortcut on your home screen ...



And then ...



Select "Home Screen" ...



You'll then see a picture of our church on your device's home screen (the first one that has an "open" space!) ...



You're Done 😊 ...

Another way to do it is to find Cecil in fellowship hall any Sunday after services and he'll be happy to do it for you !!!!

In Christ,

Cecil Rice

Webmaster, WBTS.ORG

[cecilrice@cecilandtoni.com](mailto:cecilrice@cecilandtoni.com)

<http://www.wbts.org>